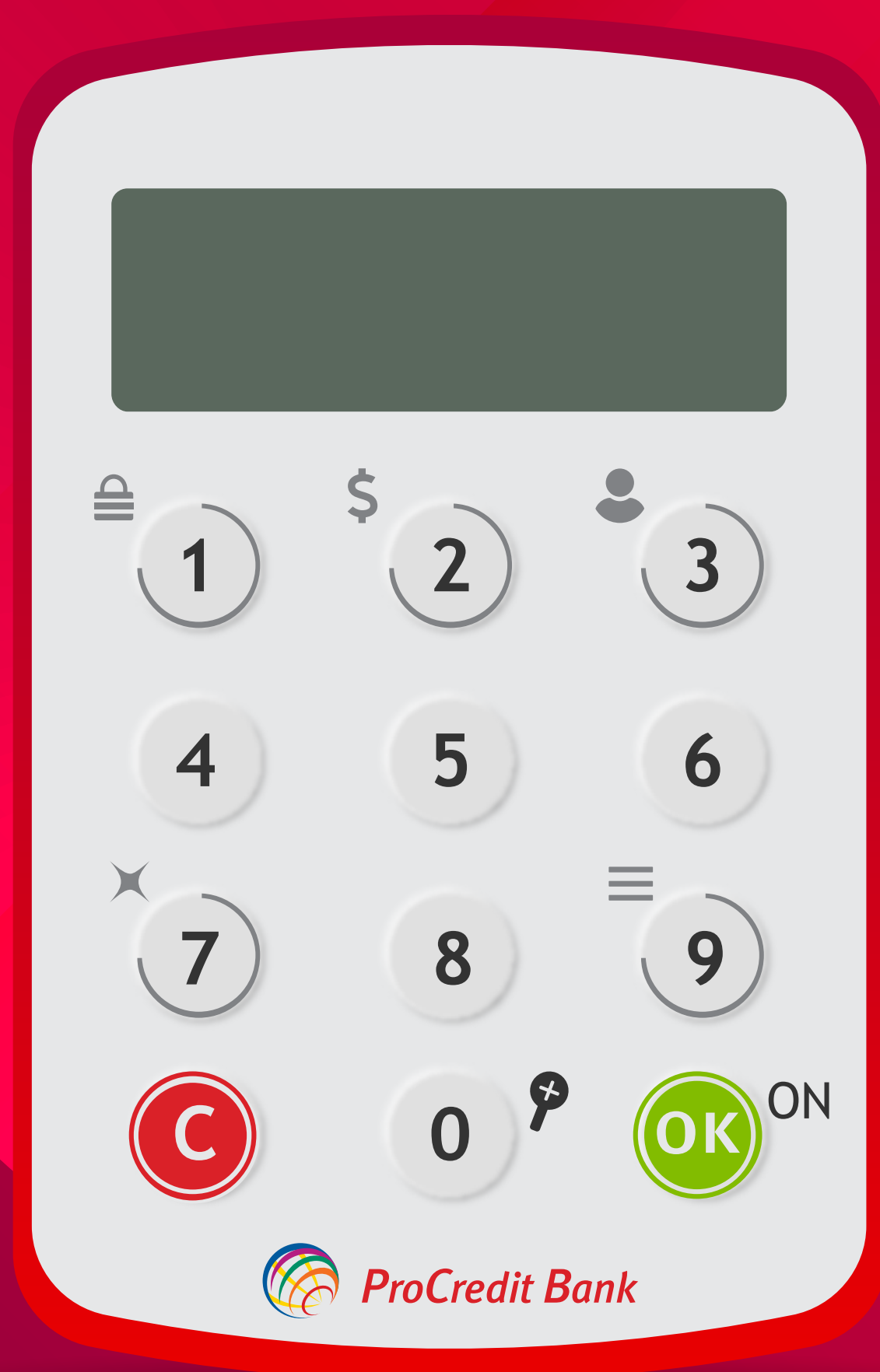




პროკრედიტ ბანკი



# DIGIPASS

## instruction

# DIGIPASS

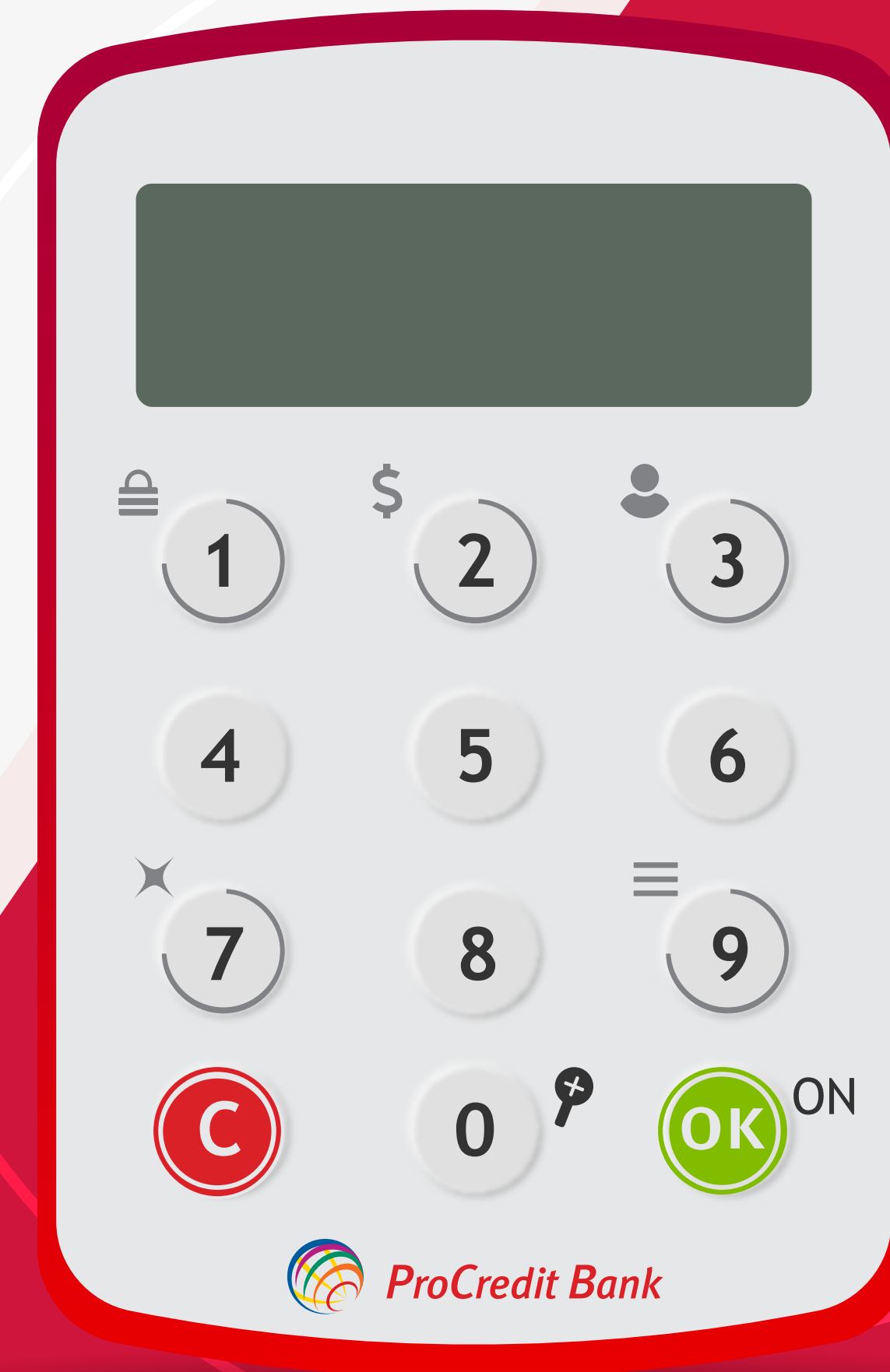
A device generating one-time codes to perform the desired operation via internet banking

## ✓ ACTIVATION

- Turn on the Digipass by clicking the “OK” button
- Choose the language
- Enter the desired PIN

## ✓ USE OF THE DEVICE

- Turn on the Digipass by clicking the “OK” button
- Enter PIN
- For generating TAN code, use buttons “1” or “3”
- Turn off the Digipass by clicking the “C” button



Button **1** to generate a TAN

At the final/confirmation stage of the Internet Banking transaction, press the appropriate button to generate a TAN.

TAN

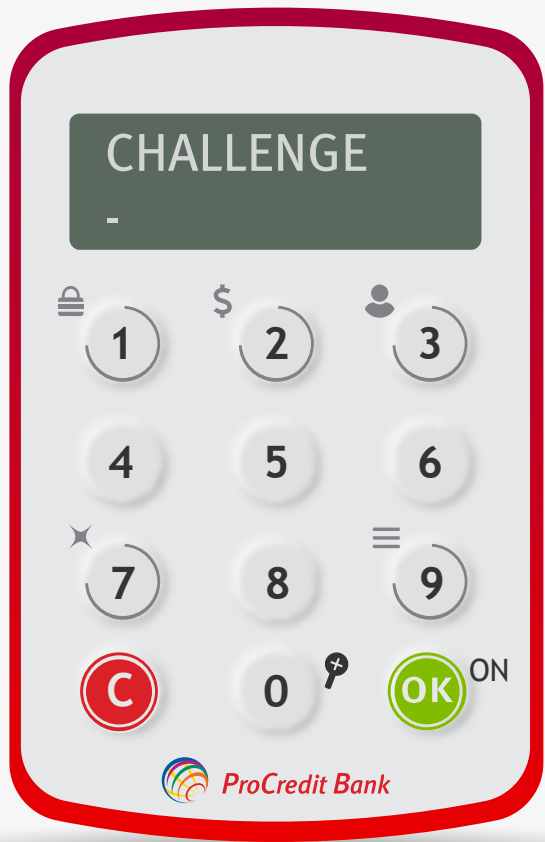
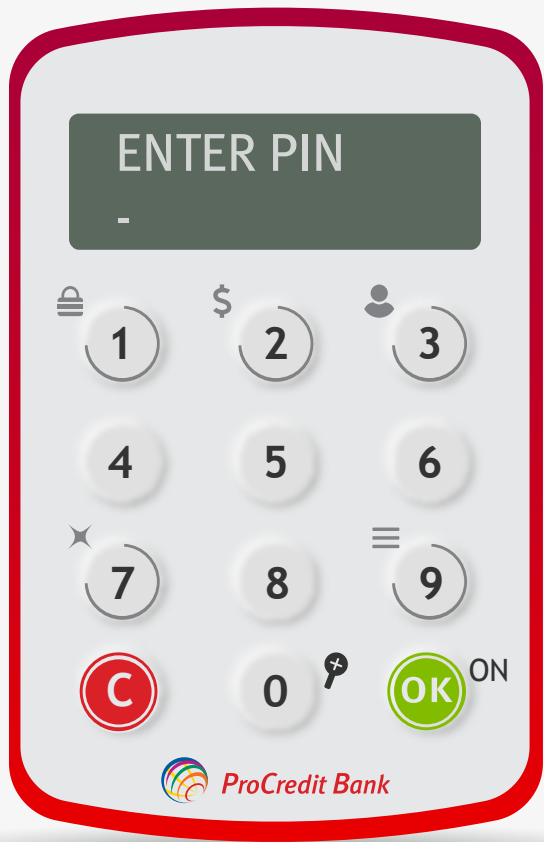
← BACK

SAVE

TRANSACTION

Follow the instruction to generate a one-time code in the Digipass device

- 1 Enter the PIN
- 2 Press button “1”
- 3 Click the button “OK”
- 4 Enter the generated code in Internet Banking



**Note!** For confirming operations in an old version of Internet Banking, only button “1” is valid.



Button **3** to generate a one-time (TAN) code

At the final/confirmation stage of the Internet Banking transaction, press the appropriate button to generate a TAN.

TAN



← BACK

SAVE

TRANSACTION

If a pop-up appears after clicking the button:

Generating of a TAN number

Generated challenge: 306424

Enter the data in device and follow the instructions to generate the TAN number

0:57

Code expiry time

OK

use button 3 to generate a one-time code in the Digipass device.



Button **3** to generate a one-time (TAN) code

When conducting a local, budget or international transfer

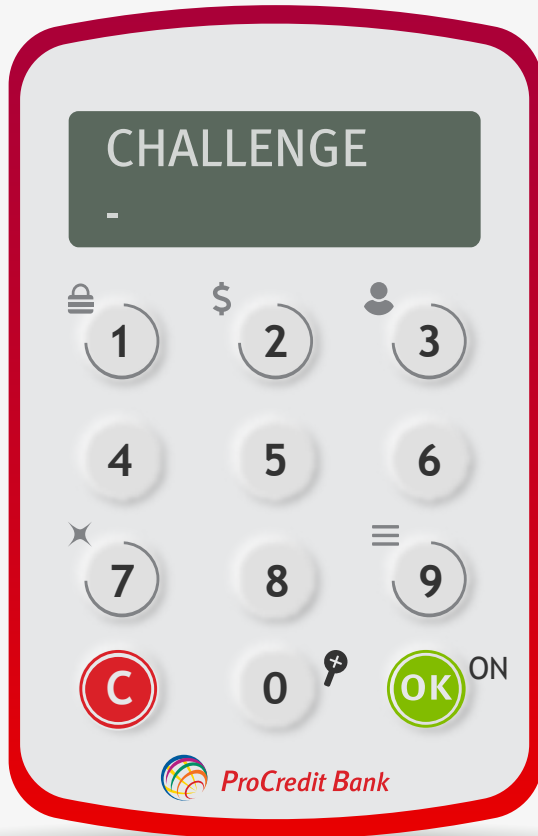
1 Enter the PIN




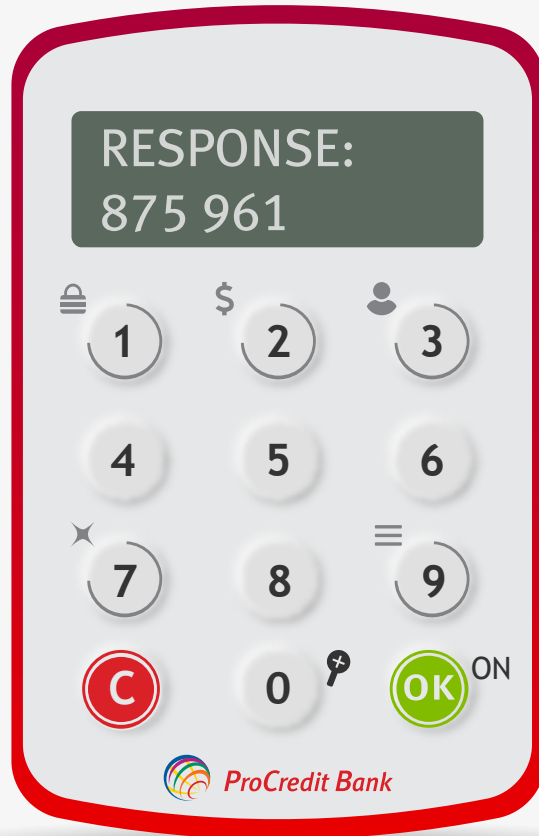
2 Press button “3”



3 Enter the code given in the Internet Banking pop-up window (CHALLENGE)



4 Enter the generated code in Internet Banking





Button **3** to generate a one-time (TAN) code

When changing or registering a telephone number for a plastic card, activating 2FA or changing the 2FA device

1 Enter additional data, which will also appear in the pop-up window and click “OK”

Generating of a TAN number

Generated challenge:

306424

Mobile/serial number:  
(last 6 digits)

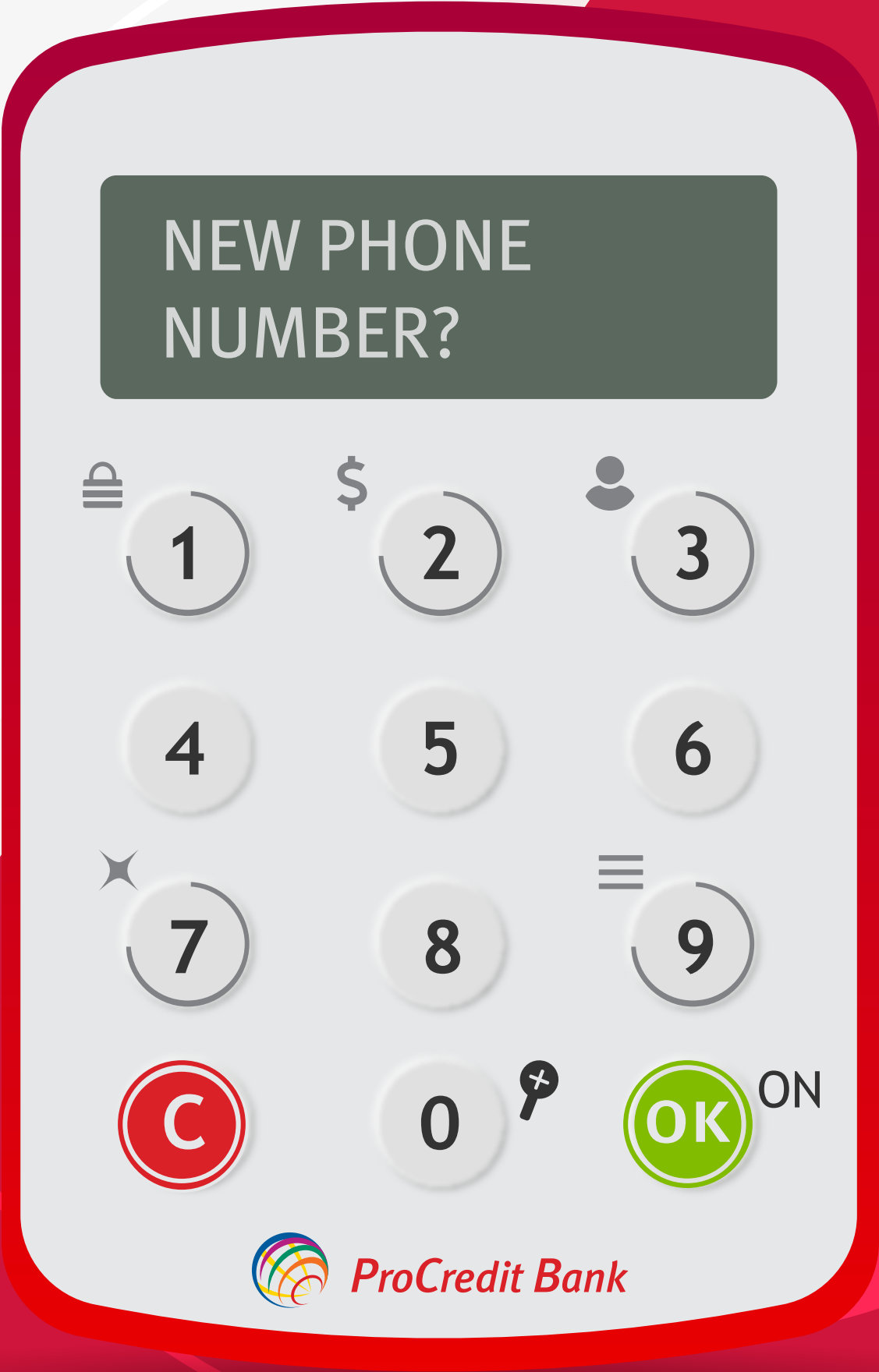
123456

Enter the data in device and follow the instructions to generate the TAN number

2:11

Code expiry time

OK



## General information

- ✓ If the PIN has been entered incorrectly three times, the device will be blocked
- The message “PIN BLOCKED” will appear on the screen
  - Press the button “OK”. The message “UNLOCK PIN” will appear on the screen
  - Press the button “OK” one more time. The 7 digit number will appear on the screen
  - To unblock the device, you need to contact the Bank Contact Center at the number 220 22 22
  - After the customer identification procedure, dictate the 7 digit number to the personal assistant
  - The one-time PIN will be sent to you by e-mail/PUK SMS
  - Enter the received one-time code to the device and change it with the new PIN

